

#1 IN THE INDUSTRY FOR SEED PLACEMENT ACCURACY

Productivity means more than being fast; it means being accurate. LOCKWOOD®'s Air Cup Planters are faster, more reliable, and deliver seed spacing like you've touched every piece by hand.

1. Vacuum wheel with stainless steel arms allows for higher planting speed.
2. Flexible urethane cups designed to self clean and handle potato seed of varying sizes easily and efficiently.
3. Seed piece held securely until released by vacuum.












608 Air Cup Planter

606 Air Cup Planter



PLANTING PRODUCTIVITY

MODEL	604	606	608
NUMBER OF ROWS	4	6	8
ROW SPACING	34" - 38"	34" - 38"	34" - 38"
HITCH	Pull or 2-Point	Pull or 2-Point	Pull or 2-Point
EST. HP (MIN)	180	225	275
FEED MECHANISM	Dual-Feed Chain	Dual-Feed Chain	Dual-Feed Chain
SEED LEVEL CONTROL	Ultra Sonic Sensors	Ultra Sonic Sensors	Ultra Sonic Sensors
OPENING SHOE	Floating "V"/Half-moon	Floating "V"/Half-moon	Floating "V"/Half-moon
CLOSING DISC (DIAMETER)	20"	20"	20"
SEED SPACING	5" - 18"	5" - 18"	5" - 18"
PLANTING SPEED	0 - 6.5 mph	0 - 6.5 mph	0 - 6.5 mph
BASE MACHINE (LBS) 2-POINT	11,000	14,500	17,300
BASE MACHINE (LBS) PULL-TYPE	13,700	16,450	19,200
HOPPER CAPACITY	25 Bags/Row	25 Bags/Row	25 Bags/Row

-  Hydraulically driven row units are controlled by a GPS speed sensor for more accurate seed spacing.
-  Most forgiving planter when using cut seed.
-  Individual row shutoff capabilities.
-  Dual-feed chain system.
-  Pull-type hitch with abilities of adding frame height control.
-  Includes ball joint steering pivots except for single row steering models.
-  OPTIONAL seed monitor attachment to ensure planting success.
-  OPTIONAL SureFire Accelerator Spray Kit that includes precise, reliable fertilizer applications: controller, flow meter, pump, tank and row plumbing.
-  OPTIONAL dry fertilizer.