

# BELTED CUP PLANTERS

## PLANTING PRECISION

The right combination of value, quality, and durability. Rely on the accuracy of our Belted Cup Planters.



Touchscreen interface for ease of controls.



The economical choice for high accuracy planting.













*404 Belted Cup Planter  
with Dry Fertilizer*



MODEL	404	406	408
NUMBER OF ROWS	4	6	8
ROW SPACING	34" - 38"		
HITCH	Pull or 2-Point		
EST. HP (MIN)	150	175	200
FEED MECHANISM	Dual-Feed Chain		
SEED LEVEL CONTROL	Ultra Sonic Sensors		
OPENING SHOE	Floating "V" or Half-moon		
CLOSING DISC (DIAMETER)	20"		
SEED SPACING	5" - 18"		
PLANTING SEED	0 - 6.5 mph		
BASE MACHINE (LBS) 2-POINT	11,000	14,500	17,300
BASE MACHINE (LBS) PULL-TYPE	13,700	16,450	19,200
HOPPER CAPACITY	25 Bags/Row		

## ACCURACY AND EFFICIENCY

-  Consistent frame height control – adjustable for different field conditions.
-  Hydraulically driven row units are controlled by a GPS speed sensor for more accurate seed spacing.
-  Includes a touch screen interface.
-  Easy to maintain.
-  Includes ball joint steering pivots except for single row steering models.
-  OPTIONAL seed monitor attachment to ensure planting success.
-  OPTIONAL individual row shutoff.
-  OPTIONAL gauge wheels.
-  OPTIONAL dry fertilizer.
-  OPTIONAL Available with SurePoint Accelerator chemical spray and PumpRight liquid fertilizer.