

## PRETTY SWEET, HUH?

Take sweet potato harvesting to the next level with a LOCKWOOD® sweet potato Harvester. Engineered for high-capacity, these machines are built with performance and efficiency in mind.



Dig, clean and box in one pass.



100% hydraulic drive with CAN bus allows for infinite fingertip control of all harvester functions.












*672SP Box  
Harvester*

674 Harvester



MODEL	672SP BOX	674
NUMBER OF ROWS	2	4
ROW SPACING	38" - 46"	32" - 38"
OPERATING SPEED	2 - 3 mph	2 - 5 mph
HEADLAND REQUIRED	23'	23'
WIDE DIGGER NOSE WIDTH	87"	142"
NARROW DIGGER NOSE WIDTH	69.50"	136"
TRACTOR PTO HP (MIN)	250 HP	300 HP
BASE MACHINE (LBS)	24,000	26,500 - 30,000

-  Return-to-depth dig and return-to-center steering.
-  Crary® blower provides balanced air flow. No need for hand labor.
-  Hydraulic primary, secondary and boom.
-  Six-box holding capacity. (2 row only)
-  Automated lowering elevators reduce skinning and bruising. (2 row only)
-  Pressure-compensated rock protection for digger nose.
-  CAN bus system with user-friendly joystick control. (674H Only)
-  Long frame for enhanced cleaning of sweet potatoes.
-  Maximum digging speed up to 4 mph.

LOCKWOOD® SWEET POTATO HARVESTERS

